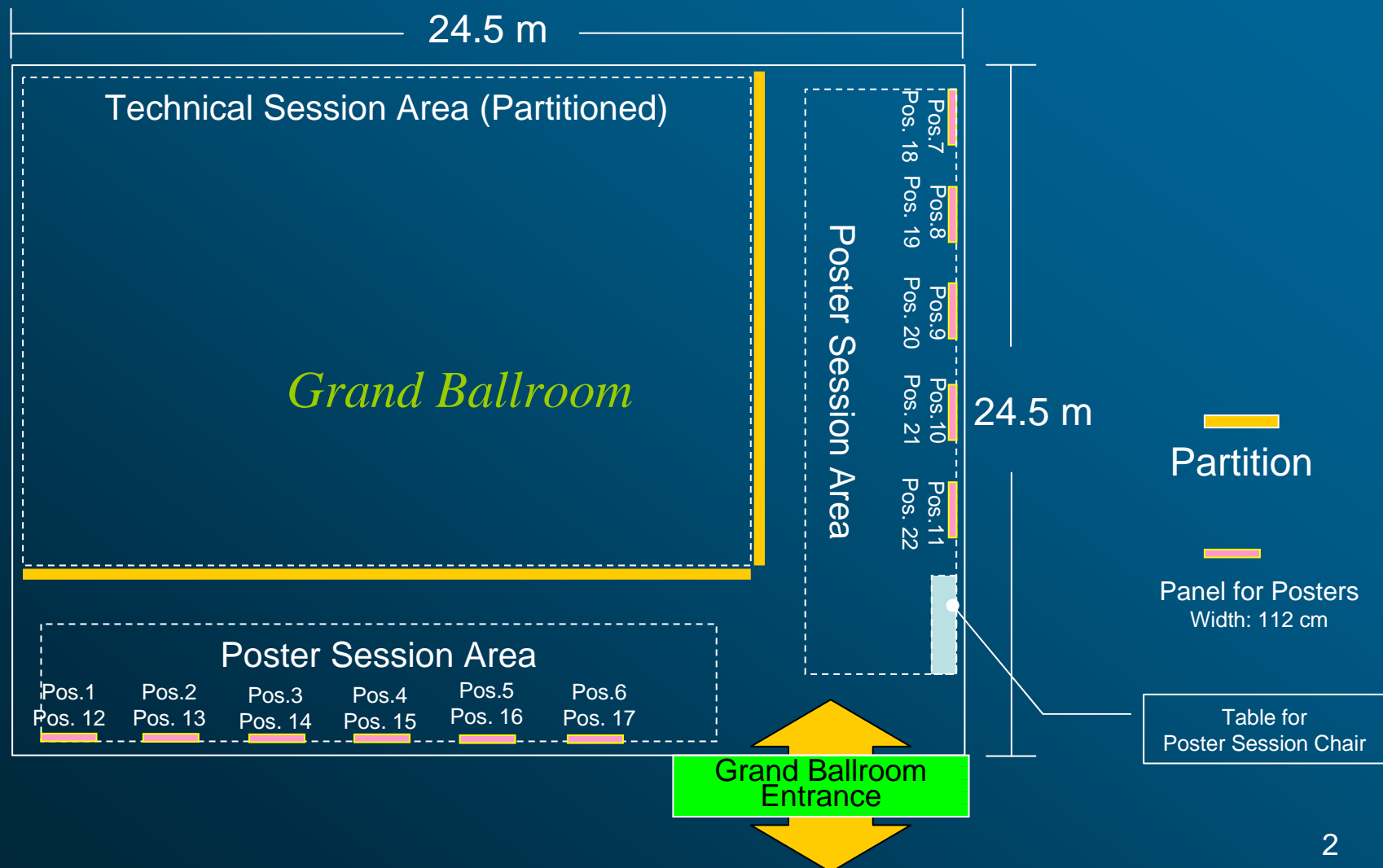





Poster Session Guidelines

- Layout
 - Each panel is 112cm wide.
 - Each speaker has one panel as the surface of the wall in the Grand Ballroom.
- Slides
 - Please prepare the slide in one of the following formats for your poster session.
 - A4 or Letter size : 8-page slides
 - A1 size : 1-page single slide
- Set-Up/Take-Down
 - Poster session presenters will have access to the panels before noon. Please set up your slides before the noon of the day of your session
 - Only using pins which will be provided by OC are allowed to hang your posters. (Gluing and taping are prohibited.)
 - Posters must be taken down immediately after the poster session time.

Poster Session Layout



Panel for poster session



or

